

CUSTOMER:

PHONE:

E-MAIL:

1. RACK STYLE:



OTHER
(SUPPLIED BY
CUSTOMER)

2. DIMENSIONS*:

*ROLL-UP DOOR RACKS HAVE A FIXED WIDTH AT 78 INCHES

Width:

INCHES

Height (Standard is 68"):

INCHES

Depth:

INCHES

3. BODY FINISH:

Smooth Aluminum

Powder Coated
(STD. GLOSS FINISH)

Checkerplate Aluminum

4. DOOR FINISH:

Smooth Aluminum

Checkerplate Aluminum

Mirror-finish Stainless Steel

5. DOOR HANDLES:

T-Handle (Standard)

Whale Tail


Cam-Lock*

*ONLY AVAILABLE WITH A&B

6. TOP/BOTTOM OPTIONS:

Strobe Light Bar*:

*MOUNT ONLY. LIGHTS NOT INCLUDED





Light Box*:

*LED LIGHTS INCLUDED




Top Box:

AVAILABLE WITH OR WITHOUT LIGHTS

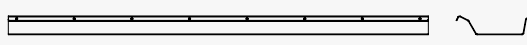




Bottom Boxes:



Tarp Tray:



ORDER TODAY: 877.890.9142 or SALES@ICONICMETALGEAR.COM

7. RACK INTERIOR LAYOUT:

<p>Top Box (if applicable) Open storage. Contact us with additional requests.</p>		
<p>Driver Side Cabinet</p> <p>STANDARD: <input type="checkbox"/> Chain Hangers</p> <p>OPTIONS: <input type="checkbox"/> Adjustable Shelves <input type="checkbox"/> Pull-out drawers <input type="checkbox"/> LED lighting</p> <p style="text-align: center;">Centre Door Handle Position</p> <p style="text-align: center;"> <input type="checkbox"/> ← → <input type="checkbox"/> <small>LEFT RIGHT</small> </p>	<p>Center Cabinet</p> <p>STANDARD: <input type="checkbox"/> 2x Adjustable Shelves</p> <p>OPTIONS: <input type="checkbox"/> Additional Adjustable Shelves <input type="checkbox"/> Chain Hangers <input type="checkbox"/> Pull-out drawers <input type="checkbox"/> Interior LED lighting</p> <p style="text-align: center;">Center Door Handle Position</p> <p style="text-align: center;"> <input type="checkbox"/> ← → <input type="checkbox"/> <small>LEFT RIGHT</small> </p>	<p>Passenger Side Cabinet</p> <p>STANDARD: <input type="checkbox"/> Chain Hangers</p> <p>OPTIONS: <input type="checkbox"/> Adjustable Shelves <input type="checkbox"/> Pull-out drawers <input type="checkbox"/> LED lighting</p> <p style="text-align: center;">Passenger Side Door Handle Position</p> <p style="text-align: center;"> <input type="checkbox"/> ← → <input type="checkbox"/> <small>LEFT RIGHT</small> </p>
<p>Driver Side Bottom Box (if applicable)</p> <p style="text-align: center;">Door Handle Position</p> <p style="text-align: center;"> <input type="checkbox"/> ← → <input type="checkbox"/> <small>LEFT RIGHT</small> </p>	<p>Hydraulic Tank Option: (Not available on all enclosed types - Contact with questions)</p> <p> <input type="checkbox"/> 30 GAL <input type="checkbox"/> 50 GAL <input type="checkbox"/> 70 GAL </p>	<p>Pass. Side Bottom Box (if applicable)</p> <p style="text-align: center;">Door Handle Position</p> <p style="text-align: center;"> <input type="checkbox"/> ← → <input type="checkbox"/> <small>LEFT RIGHT</small> </p>

NOTE: Some accessories are not compatible with other accessories, and/or on certain rack types. If necessary, we will notify you of any issues prior to quoting, and work with you to build a combination that is possible for us to build, and will accommodate your needs.

8. OTHER NOTES/REQUESTS:

ORDER TODAY: 877.890.9142 or SALES@ICONICMETALGEAR.COM